

# 1 WARDE STREET FOOTSCRAY

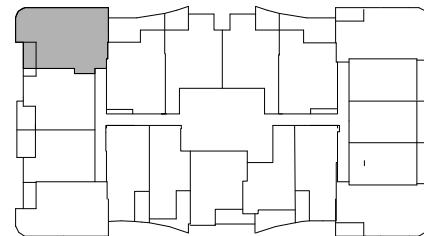
3 BEDROOM, 2 BATHROOM

APT TYPE 11T SR

12.06

Internal	89.0m <sup>2</sup>
External	6.0m <sup>2</sup>
<b>Total</b>	<b>95.0m<sup>2</sup></b>

Key Plan



LEVEL 11 - 23.




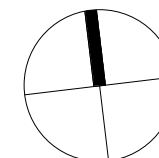
CHT Architects Pty Ltd  
ABN 29 108 008 519

CHT Architects Pty Ltd  
Level 2, 20 Mollison Street  
Abbotsford VIC 3067

Telephone 03 9417 1944  
Facsimile 03 9415 1847  
info@chtArchitects.com.au  
chtArchitects.com.au

**IMPORTANT INFORMATION:** This floor plan is an indication of the proposed boundary and estimated area of the property. The plans and specifications for the property, including the layout, dimensions and size of the property, are subject to change in all respects. Any estimated area shown on this floor plan is approximated based upon the "Property Council of Australia's Method of Measurement: Residential" which is not a measure of useable or internal floor space. Balconies and external areas (if any) are measured separately. Except to the extent expressly provided in any contract of sale for the property, the information in this document does not constitute a representation or warranty by the vendor. The contract of sale will constitute the entire agreement in respect of any purchase and prospective purchasers should seek independent advice.

Extent of windows may alter.  
Refer to overall floor plans for locations.



Drawings are copyright of CHT Architects. Plans are indicative only and may differ slightly as a result of documentation and construction. Sizes may vary. Furniture not included in package. Landscaping shown is indicative only.